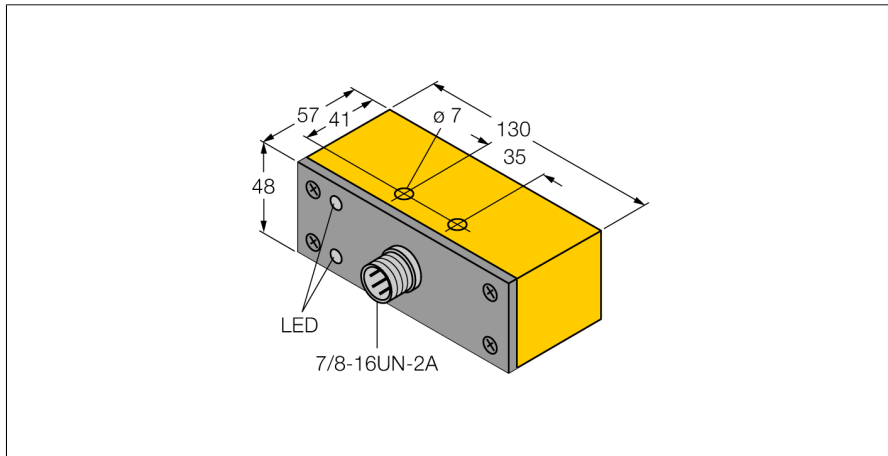


# Inductive sensor

## NI30-Q130-VP4X2-B2141

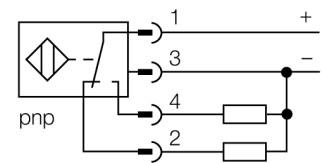
**TURCK**  
*works*

Industrial  
Automation



- Rectangular, height 48 mm
- Active face in front
- Plastic PBT
- DC 4-wire, 10...65 VDC
- Changeover contact, PNP output
- 7/8" male connector

### Wiring Diagram



### Functional principle

Inductive sensors detect metal objects contactless and wear-free. For this, they use a high-frequency electromagnetic AC field that interacts with the target. Inductive sensors generate this field via an RLC circuit with a ferrite coil.

<b>Type designation</b>	NI30-Q130-VP4X2-B2141
Ident-No.	1518001
Ident-No (TUSA)	M1518001
<b>Rated switching distance Sn</b>	30 mm
Mounting conditions	non-flush
Assured switching distance	$\leq (0,81 \times S_n)$ mm
Correction factors	St37 = 1; Al = 0.3; stainless steel = 0.7; Ms = 0.4
Repeatability	$\leq 2\%$ of full scale
Temperature drift	$\leq \pm 10\%$
Hysteresis	3...15 %
Ambient temperature	-25...+70 °C
<b>Operating voltage</b>	10... 65VDC
Residual ripple	$\leq 10\% U_{in}$
DC rated operational current	$\leq 200$ mA
No-load current $I_0$	$\leq 15$ mA
Residual current	$\leq 0.1$ mA
Rated insulation voltage	$\leq 0.5$ kV
Short-circuit protection	yes
Voltage drop at $I_0$	$\leq 1.8$ V
Wire breakage / Reverse polarity protection	yes/ complete
Output function	4-wire, complementary, PNP
Switching frequency	0.06 kHz
<b>Construction</b>	Rectangular, Q130
Dimensions	130 x 57 x 48 mm
Housing material	Plastic, PBT
Electrical connection	Flange connector, 7/8"
Vibration resistance	55 Hz (1 mm)
Shock resistance	30 g (11 ms)
Protection class	IP67
MTTF	2283 years acc. to SN 29500 (Ed. 99) 40 °C
<b>Power-on indication</b>	LED green
Switching state	LED yellow

# Inductive sensor NI30-Q130-VP4X2-B2141

**TURCK**  
*works*

Industrial  
Automation

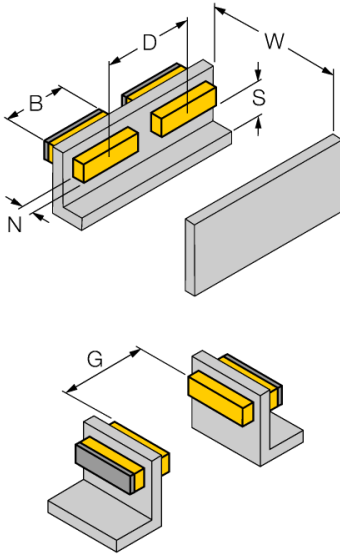
---

Distance D	180 mm
Distance W	3 x Sn
Distance S	1.5 x B
Distance G	6 x Sn
Distance N	2 x Sn

---

Width of the active face B 130 mm

---



Flush mounting of the sensor in metal.