

# **BALDOR® • RELIANCE**

## **Product Information Packet**

# **VEM3615T**

**5HP, 1750RPM, 3PH, 60HZ, 184TC, 3642M, TEFC, F1**

Part Detail							
Revision:	L	Status:	PRD/A	Change #:		Proprietary:	No
Type:	AC	Elec. Spec:	36WGS268	CD Diagram:	CD0005	Mfg Plant:	
Mech. Spec:	36A003	Layout:	36LYA003	Poles:	04	Created Date:	08-04-2010
Base:	N	Eff. Date:	07-19-2017	Leads:	9#16		

Specs			
Catalog Number:	VEM3615T	Heater Indicator:	No Heater
Enclosure:	TEFC	Insulation Class:	F
Frame:	184TC	Inverter Code:	Inverter Ready
Frame Material:	Steel	KVA Code:	J
Output @ Frequency:	5.000 HP @ 60 HZ	Lifting Lugs:	Standard Lifting Lugs
Synchronous Speed @ Frequency:	1800 RPM @ 60 HZ	Locked Bearing Indicator:	Locked Bearing
Voltage @ Frequency:	460.0 V @ 60 HZ	Motor Lead Quantity/Wire Size:	9 @ 16 AWG
	230.0 V @ 60 HZ	Motor Lead Exit:	Ko Box
XP Class and Group:	None	Motor Lead Termination:	Flying Leads
XP Division:	Not Applicable	Motor Type:	3642M
Agency Approvals:	UR	Mounting Arrangement:	F1
	CSA EEV	Power Factor:	78
	CSA	Product Family:	General Purpose
Auxillary Box:	No Auxillary Box	Pulley End Bearing Type:	Ball
Auxillary Box Lead Termination:	None	Pulley Face Code:	C-Face
Base Indicator:	No Mounting	Pulley Shaft Indicator:	Standard
Bearing Grease Type:	Polyrex EM (-20F +300F)	Rodent Screen:	None
Blower:	None	Shaft Extension Location:	Pulley End

<b>Current @ Voltage:</b>	13.400 A @ 230.0 V	<b>Shaft Ground Indicator:</b>	No Shaft Grounding
	13.900 A @ 208.0 V	<b>Shaft Rotation:</b>	Reversible
	6.700 A @ 460.0 V	<b>Shaft Slinger Indicator:</b>	No Slinger
<b>Design Code:</b>	B	<b>Speed Code:</b>	Single Speed
<b>Drip Cover:</b>	No Drip Cover	<b>Motor Standards:</b>	NEMA
<b>Duty Rating:</b>	CONT	<b>Starting Method:</b>	Direct on line
<b>Electrically Isolated Bearing:</b>	Not Electrically Isolated	<b>Thermal Device - Bearing:</b>	None
<b>Feedback Device:</b>	NO FEEDBACK	<b>Thermal Device - Winding:</b>	None
<b>Front Face Code:</b>	Standard	<b>Vibration Sensor Indicator:</b>	No Vibration Sensor
<b>Front Shaft Indicator:</b>	None	<b>Winding Thermal 1:</b>	None
		<b>Winding Thermal 2:</b>	None

<b>Nameplate NP3441LUA</b>										
<b>CAT.NO.</b>	VEM3615T									
<b>SPEC</b>	36A003S268G2									
<b>HP</b>	5									
<b>VOLTS</b>	230/460									
<b>AMPS</b>	13.4/6.7									
<b>RPM</b>	1750									
<b>FRAME</b>	184TC				<b>HZ</b>	60			<b>PH</b>	3
<b>SF</b>	1.15		<b>CODE</b>	J	<b>DES</b>	B		<b>CLASS</b>	F	
<b>NEMA NOM. EFF</b>	89.5		<b>PF</b>	78						
<b>RATING</b>	40C AMB-CONT									
<b>CC</b>	010A			<b>USABLE AT 208V</b>						13.9
<b>ENCL</b>	TEFC		<b>SER</b>							
<b>DE</b>	6206			<b>ODE</b>	6205					
<b>VPWM INVERTER READY</b>										
<b>CT6-60H(10:1)VT3-60H(20:1)</b>										
	50Hz 5HP 190/380V 15.6/7.8A									
	SF1.0									

**AC Induction Motor Performance Data**

Record # 35063 - Typical performance - not guaranteed values

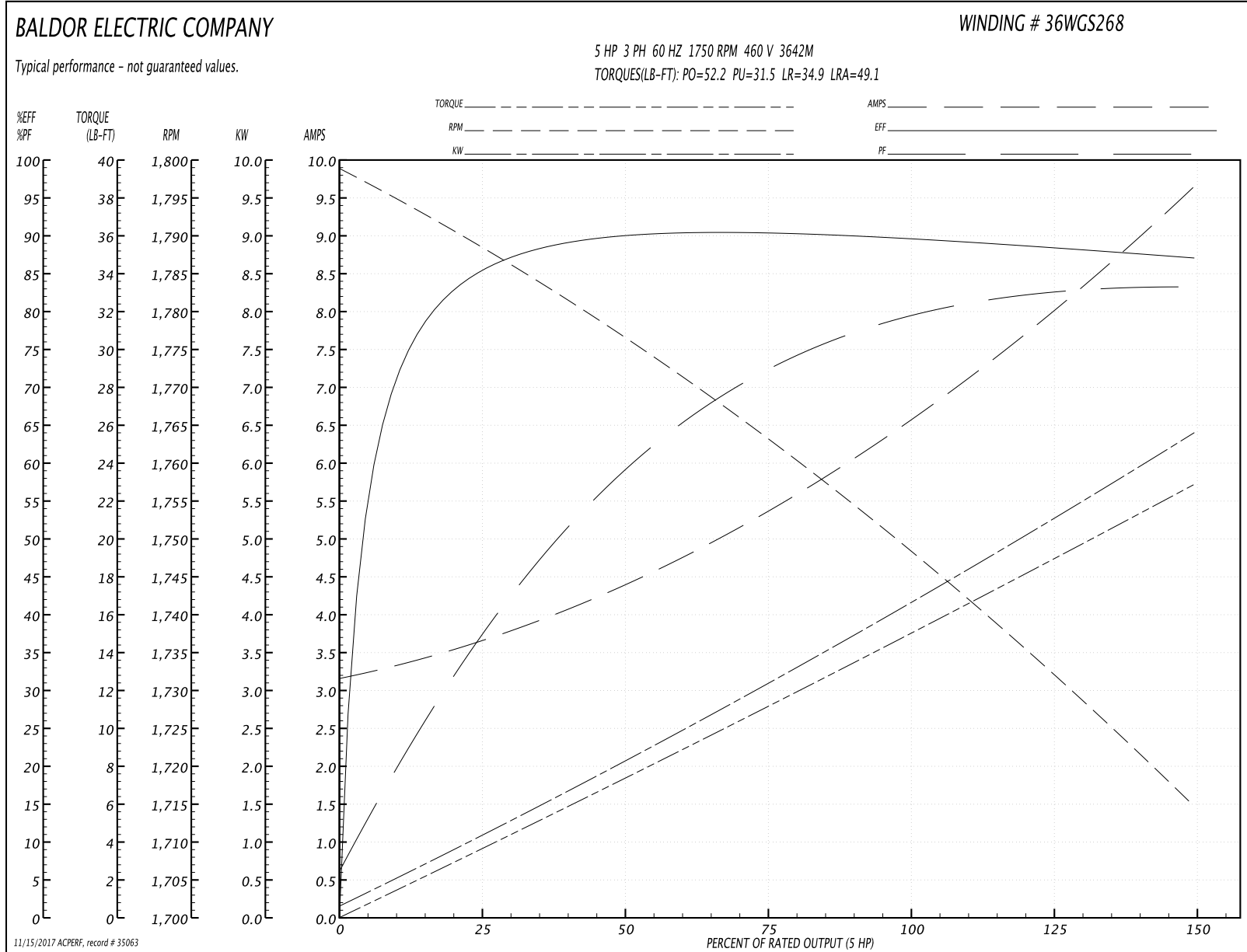
<b>Winding:</b> 36WGS268-R016	<b>Type:</b> 3642M	<b>Enclosure:</b> TEFC
-------------------------------	--------------------	------------------------

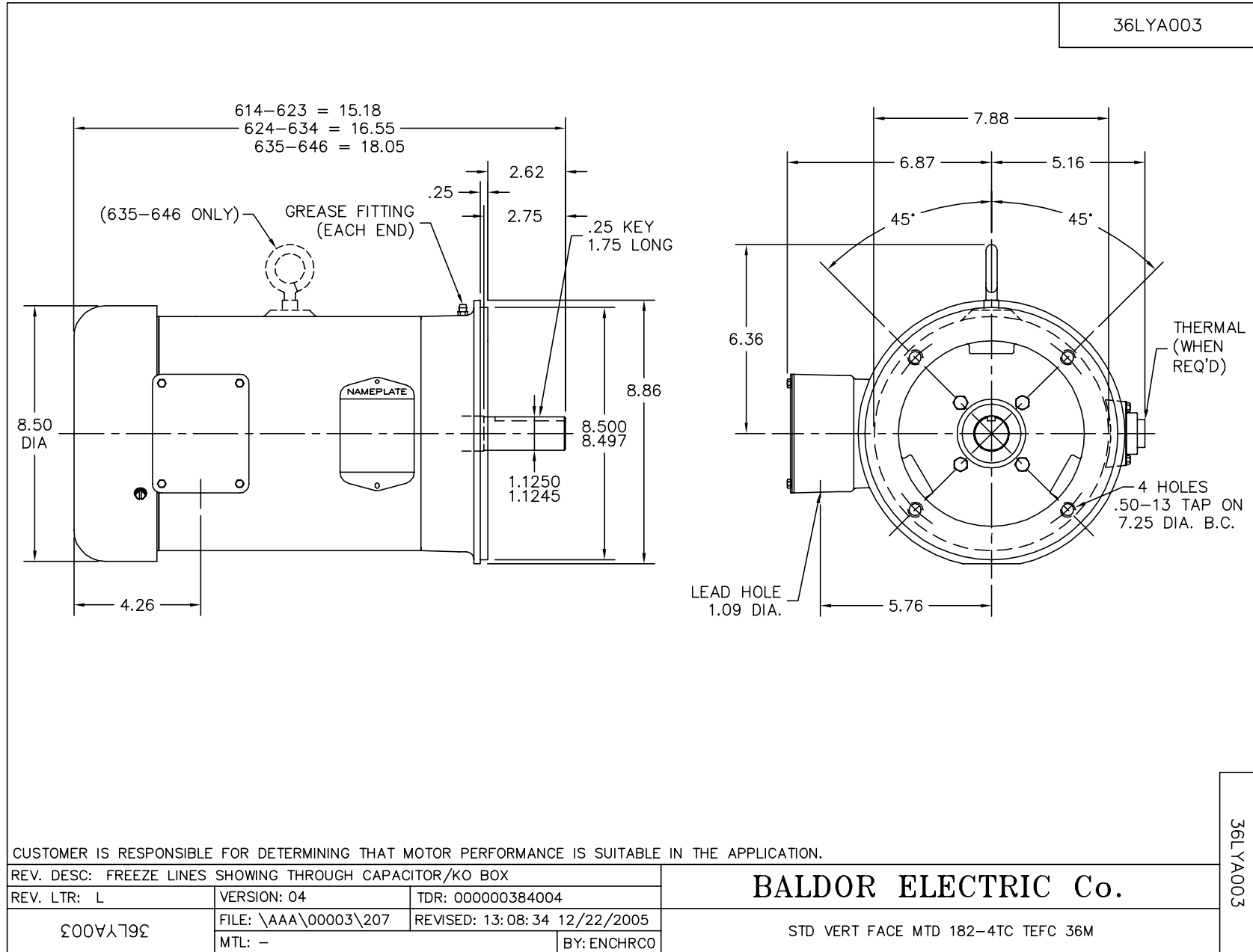
Nameplate Data				460 V, 60 Hz: High Voltage Connection	
Rated Output (HP)	5			Full Load Torque	14.9 LB-FT
Volts	230/460			Start Configuration	direct on line
Full Load Amps	13.4/6.7			Breakdown Torque	52.2 LB-FT
R.P.M.	1750			Pull-up Torque	31.5 LB-FT
Hz	60	Phase	3	Locked-rotor Torque	34.9 LB-FT
NEMA Design Code	B	KVA Code	J	Starting Current	49.1 A
Service Factor (S.F.)	1.15			No-load Current	3.24 A
NEMA Nom. Eff.	89.5	Power Factor	78	Line-line Res. @ 25°C	2.27 Ω
Rating - Duty	40C AMB-CONT			Temp. Rise @ Rated Load	77°C
S.F. Amps				Temp. Rise @ S.F. Load	93°C
				Locked-rotor Power Factor	39.8
				Rotor inertia	0.391 LB-FT <sup>2</sup>

Load Characteristics 460 V, 60 Hz, 5 HP

% of Rated Load	25	50	75	100	125	150	S.F.
Power Factor	39	60	72	78	83	83	81
Efficiency	85	89.7	90.6	89.6	88.6	87	89
Speed	1789	1776	1762	1750	1733	1714	1740
Line amperes	3.55	4.31	5.43	6.65	7.94	9.64	7.42

Performance Graph at 460V, 60Hz, 5.0HP Typical performance - Not guaranteed values

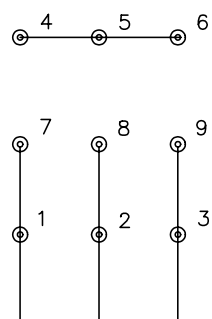




CD0005

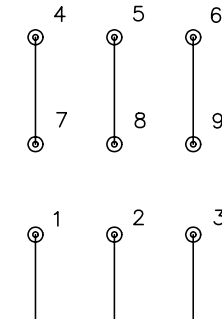


LOW VOLTAGE  
(2Y)



LINE

HIGH VOLTAGE  
(1Y)



LINE

NOTES:

1. INTERCHANGE ANY TWO LINE LEADS TO REVERSE ROTATION.
2. OPTIONAL THERMOSTATS ARE PROVIDED WHEN SPECIFIED.
3. ACTUAL NUMBER OF INTERNAL PARALLEL CIRCUITS MAY BE A MULTIPLE OF THOSE SHOWN ABOVE.
4. LEAD COLORS ARE OPTIONAL. LEADS MUST ALWAYS BE NUMBERED AS SHOWN.

REV. DESC: REVISE TO SHOW OPTIONAL COLORS			
REV. LTR: E	BY: JLP	REVISED: 01/19/99 10:15	TDR: 0171435
900000		FILE: AAA00005140	MDL: -
		MTL: -	

**BALDOR ELECTRIC Co.**

3PH, DV, 9 LEADS

CD0005