

.....Dialight



DuroSite® LED Floodlight - UL / CSA
for Outdoor Industrial Applications





Features & Benefits

- 10 year warranty
- L70 rated for >100,000 hours @ 25°C ambient
- DLC listed (Glass models only)
- Instant on/off operation
- Universal input (100-277 VAC, 50/60Hz or 347/480 VAC, 60Hz)
- Superior color rendering index compared to HPS, LPS, MH
- Resistant to shock and vibration
- Isolated wiring compartment
- Integral safety straps
- Temperature compensation technology for longer life

Application

The DuroSite® LED Floodlight represents the future of energy efficient facility illumination for industrial applications worldwide. The lighting fixture consumes at least 50% less energy than traditional HID light sources, while reducing maintenance and carbon emissions. This light incorporates both cutting edge LED technology along with proprietary optics to achieve flood lighting comparable with other traditional light sources.

DuroSite® LED Floodlight - UL / CSA

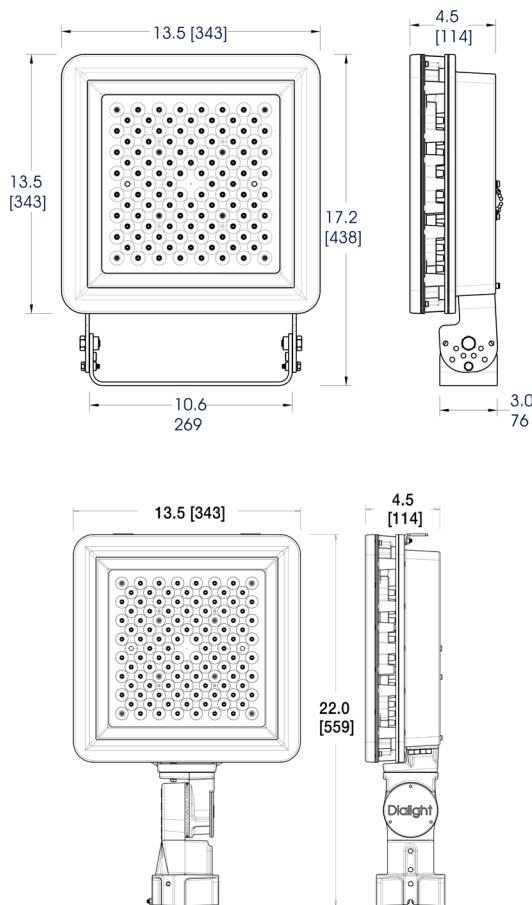
Standard Model & Slipfitter Model



Standard Models



Slipfitter Models



Certifications & Ratings

- UL 1598/A*
- CSA C22.2 No. 250*
- NEMA 4X
- IP66/67
- IK07 (Glass) / IK10 (Polycarbonate)
- ABS # 14-HS1209388-PDA (Trunnion mount models only)

*ETL listed

Mechanical Information:

Fixture weight:	30 lb (13.6 kg)
Shipping weight:	35 lb (15.9 kg)
EPA (Sq.ft):	1.66
Mounting:	- 304 Stainless Steel trunnion mount bracket (standard) - Integral slipfitter (optional)
Entries:	(2) 3/4" NPT cable entries (Trunnion mount models only)

Electrical Specifications:

Operating voltage:	100-277 VAC, 50/60Hz 347/480 VAC, 60Hz
Power consumption:	See table
Operating temp:	-40°F to +149°F (-40°C to +65°C)
Noise requirement /EMC:	EN 55015 - conducted and radiated FCC Title 47, Subpart B, Section 15, Class A device. RF Immunity; 10V/m, 80MHz-1GHz
Surge protection:	Verified up to 6kV/20ohms at an independent test laboratory protection devices capable of 20kV
THD:	< 20%
Power factor:	> 0.9

Construction:

Housing:	Copper-free aluminum
Finish:	Superior dual coat finish - Sealed polyester topcoat - Chemical resistant epoxy primer
Lens:	Tempered glass Polycarbonate

Photometric Information:

CRI:	75
CCT:	5000K (cool white) 4000K (neutral white)
NEMA Patterns:	7x6 - Asymmetrical (140° x 115°) 6x7 - Asymmetrical (115° x 140°) 6 - Very wide (115°) 5 - Wide (93°) 4 - Medium (52°) 2 - Narrow (23°)

IES files: Available at www.dialight.com

All values typical unless otherwise stated (tolerance +/- 10%)

Dimensions in inches [mm]

WARNING - INSTALLATION & SECONDARY RETENTION. Use of any Dialight products without proper installation (including secondary retention / netting) and periodic inspections could cause severe injury or death. Dialight recommends that all installations should use secondary retention / netting (appropriate to the installation environment) where applicable. It is the exclusive responsibility of the contractor, installer and/or end-user to: (a) determine the suitability of the product for its intended application; and, (b) ensure that the product is safely installed (with secondary retention / netting where appropriate) and in compliance with all applicable laws and regulations. To the extent permissible under applicable laws, Dialight disclaims all liability for personal injury and/or other damage resulting from any dislodgment or other dislocation of its products.

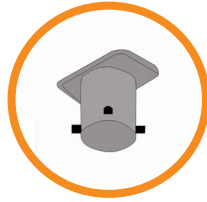
DuroSite® LED Floodlight - UL / CSA

Mounting Accessories & Beam Distribution Patterns




HZXSAFECBLS

- Safety cable kit
- Kit includes: (2) Safety cables



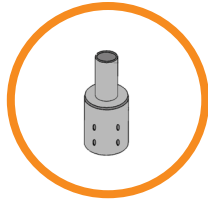
FLX-1TPT-20DB¹

- Tenon pole topper, 2-3/8" mount (Trunnion mount models only)
- Kit includes: Tenon topper, pole set screws, and mounting hardware



FLX-1RAB-20DB

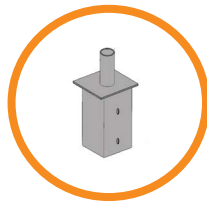
- Right angle mounting bracket for 2-3/8" light mount
- Kit includes: Right angle bracket



FLX-3RPA-20DB

FLX-4RPA-20DB

- Reducer for 3" or 4" OD round pole top to 2-3/8" light mount
- Kit includes: Reducer pole set screws



FLX-4SPA-20DB

FLX-5SPA-20DB

FLX-6SPA-20DB

- Internal tenon adapter for 4", 5" or 6" square pole top to 2-3/8" light mount
- Kit includes: Adapter



FLX-2LBH-20DB

- Bull horn for 2 lights, 2-3/8" mount, 21" spacing
- Kit includes: Bull horn, pole set screws



FLX-3LBH-20DB

- Bull horn for 3 lights, 2-3/8" mount, 21" spacing
- Kit includes: Bull horn, pole set screws



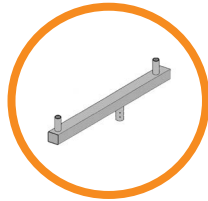
FLX-4LBH-20DB

- Bull horn for 4 lights, 2-3/8" mount, 21" spacing
- Kit includes: Bull horn, pole set screws



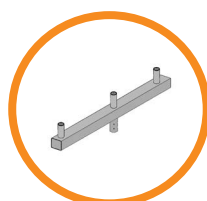
FLX-4RBH-20DB

- Bull horn for 4 lights, 2-3/8" mount, 21" spacing
- Kit includes: Bull horn, pole set screws



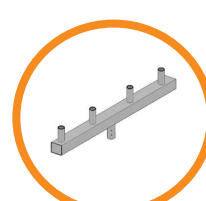
FLX-2RSR-20DB

- Bull horn for 2 lights, 2-3/8" mount, 21" spacing
- Kit includes: Bull horn, pole set screws



FLX-3RSR-20DB

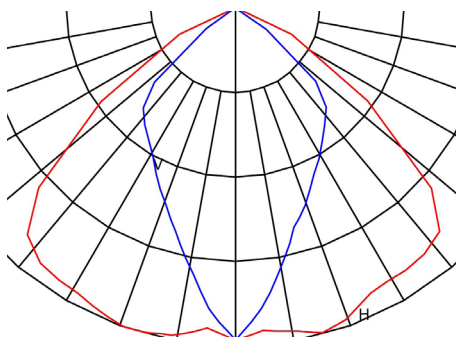
- Bull horn for 3 lights, 2-3/8" mount, 21" spacing
- Kit includes: Bull horn, pole set screws



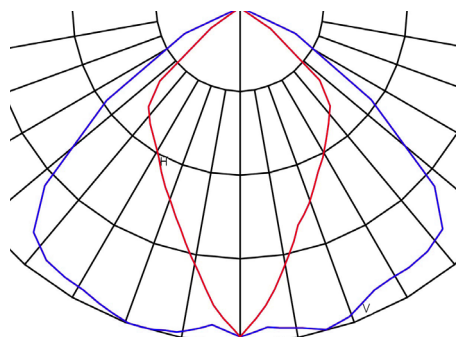
FLX-4RSR-20DB

- Bull horn for 4 lights, 2-3/8" mount, 21" spacing
- Kit includes: Bull horn, pole set screws

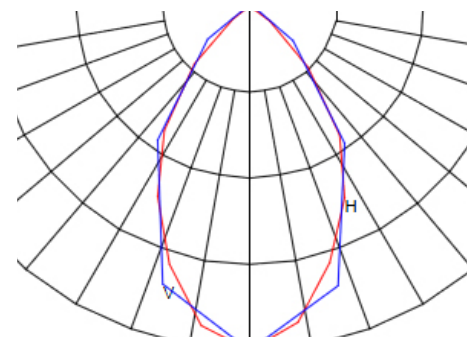
Brackets and adapters require the integral slipfitter models or tenon pole topper (FLX-1TPT-20DB) to mount floodlight. Tenon pole topper sold separately.



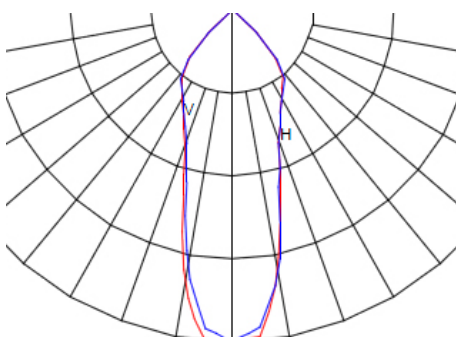
Field angle = 140° x 115°



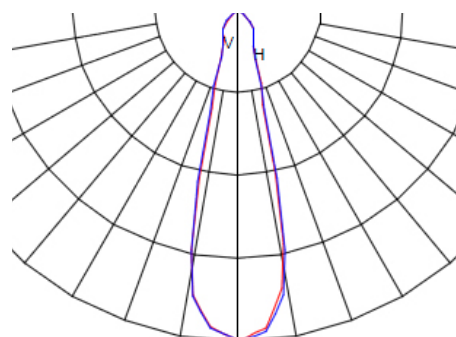
Field angle = 115° x 140°



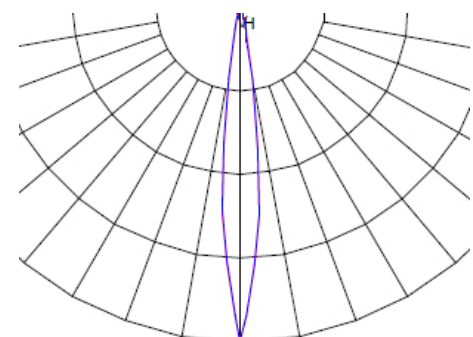
Field angle = 115°



Field angle = 93°



Field angle = 52°



Field angle = 23°

DISCLAIMER. All product information provided is, to the best of Dialight's knowledge, accurate as of the date of publication. When ordering, refer to www.dialight.com for current versions of: (a) relevant product documentation (including the relevant product data sheets); (b) Dialight terms and conditions of sale; and, (c) the relevant product warranty. To the extent that any contract is deemed formed between Dialight and the purchaser of Dialight products and/or an end-user, versions of documents available at www.dialight.com as at the date of sale shall be the versions incorporated therein. In the event of any discrepancy between this document or information provided at www.dialight.com, the latter shall prevail.

DuroSite® LED Floodlight - UL / CSA

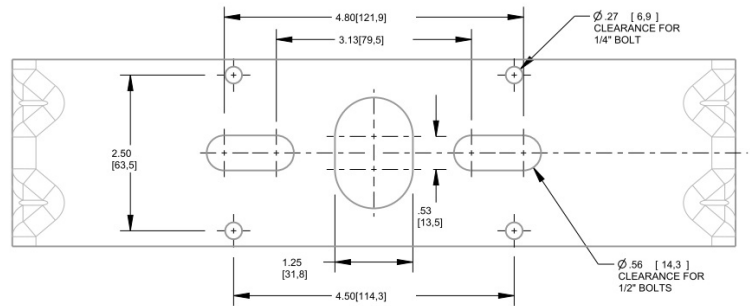
Mounting Options

Standard Models



Bracket has locking positions at 0°, (±) 22.5°, (±) 45°, (±) 67.5°, and 90°

Factory Installed Mounting Bracket

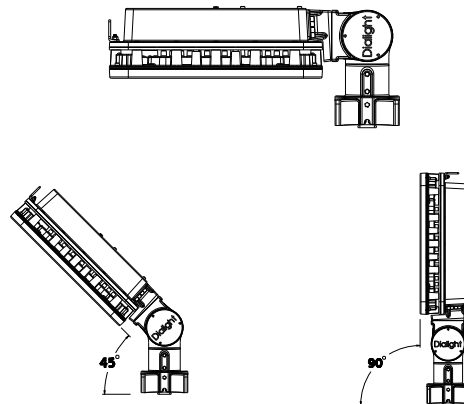


Slipfitter Models



Mount to 2" round poles (2-3/8" OD)
Integrated Slipfitter has locking positions from 0°-180°, in 5° increments
Gasketed wiring compartment

0°, 45°, 90° Angles

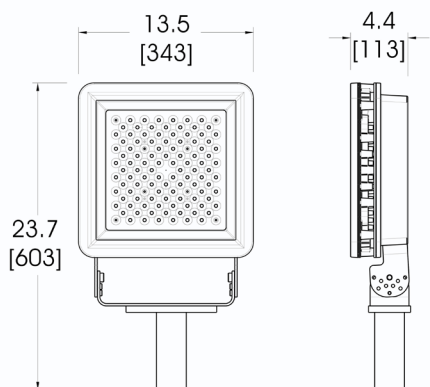


DISCLAIMER. All product information provided is, to the best of Dialight's knowledge, accurate as of the date of publication. When ordering, refer to www.dialight.com for current versions of: (a) relevant product documentation (including the relevant product data sheets); (b) Dialight terms and conditions of sale; and, (c) the relevant product warranty. To the extent that any contract is deemed formed between Dialight and the purchaser of Dialight products and/or an end-user, versions of documents available at www.dialight.com as at the date of sale shall be the versions incorporated therein. In the event of any discrepancy between this document or information provided at www.dialight.com, the latter shall prevail.

DuroSite® LED Floodlight - UL / CSA

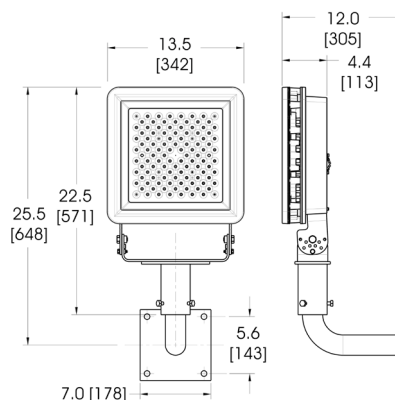
Mounting Options

FLX-1TPT-20DB



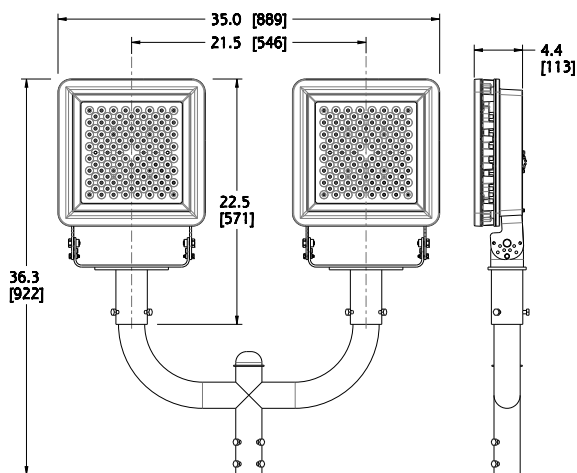
(Fixture and bracket sold separately)

FLX-1RAB-20DB



(Fixture and bracket sold separately)

FLX-2LBH-20DB



(Fixture and bracket sold separately)

DISCLAIMER. All product information provided is, to the best of Dialight's knowledge, accurate as of the date of publication. When ordering, refer to www.dialight.com for current versions of: (a) relevant product documentation (including the relevant product data sheets); (b) Dialight terms and conditions of sale; and, (c) the relevant product warranty. To the extent that any contract is deemed formed between Dialight and the purchaser of Dialight products and/or an end-user, versions of documents available at www.dialight.com as at the date of sale shall be the versions incorporated therein. In the event of any discrepancy between this document or information provided at www.dialight.com, the latter shall prevail.

DuroSite® LED Floodlight - UL / CSA

Ordering Information - Standard Model

Legacy Part Number	New Part Number	Fixture Lumens	Wattage	lm/W	Voltage	CCT	Beam Distribution
100-277 VAC Models - Glass Lens							
FLW466NC4NG	FLU76B2BNTNNGN	15,000	135	111	100-277 VAC	5000K (cool white)	NEMA 6 (115°)
FLW476NC4NG	FLU77B2BNTNNGN	14,750	135	109	100-277 VAC	5000K (cool white)	NEMA 7x6 (140° x 115°)
FLW467NC4NG	FLU78B2BNTNNGN	14,750	135	109	100-277 VAC	5000K (cool white)	NEMA 6x7 (115° x 140°)
FLW455NC4NG	FLU75B2BNTNNGN	14,500	140	104	100-277 VAC	5000K (cool white)	NEMA 5 (93°)
FLW444NC4NG	FLU74B2BNTNNGN	14,500	140	104	100-277 VAC	5000K (cool white)	NEMA 4 (52°)
FLW422NC4NG	FLU72B2BNTNNGN	13,500	140	96	100-277 VAC	5000K (cool white)	NEMA 2 (23°)
FLW276NC2NG	FLU77B2ANTNNGN	11,500	106	108	100-277 VAC	5000K (cool white)	NEMA 7x6 (140° x 115°)
FLW267NC2NG	FLU78B2ANTNNGN	11,500	106	108	100-277 VAC	5000K (cool white)	NEMA 6x7 (115° x 140°)
FLW266NC2NG	FLU76B2ANTNNGN	11,250	106	106	100-277 VAC	5000K (cool white)	NEMA 6 (115°)
FLW255NC2NG	FLU75B2ANTNNGN	11,000	106	104	100-277 VAC	5000K (cool white)	NEMA 5 (93°)
FLW244NC2NG	FLU74B2ANTNNGN	10,500	106	99	100-277 VAC	5000K (cool white)	NEMA 4 (52°)
FLW222NC2NG	FLU72B2ANTNNGN	10,750	106	101	100-277 VAC	5000K (cool white)	NEMA 2 (23°)
100-277 VAC Models - Polycarbonate Lens							
FLW466NC4NP	FLU46B2BNTNNGN	14,000	135	104	100-277 VAC	5000K (cool white)	NEMA 6 (115°)
FLW476NC4NP	FLU47B2BNTNNGN	13,750	135	102	100-277 VAC	5000K (cool white)	NEMA 7x6 (140° x 115°)
FLW467NC4NP	FLU48B2BNTNNGN	13,750	135	102	100-277 VAC	5000K (cool white)	NEMA 6x7 (115° x 140°)
FLW455NC4NP	FLU45B2BNTNNGN	13,500	140	96	100-277 VAC	5000K (cool white)	NEMA 5 (93°)
FLW444NC4NP	FLU44B2BNTNNGN	13,500	140	96	100-277 VAC	5000K (cool white)	NEMA 4 (52°)
FLW422NC4NP	FLU42B2BNTNNGN	12,500	140	89	100-277 VAC	5000K (cool white)	NEMA 2 (23°)
FLW276NC2NP	FLU47B2ANTNNGN	10,500	106	99	100-277 VAC	5000K (cool white)	NEMA 7x6 (140° x 115°)
FLW267NC2NP	FLU48B2ANTNNGN	10,500	106	99	100-277 VAC	5000K (cool white)	NEMA 6x7 (115° x 140°)
FLW266NC2NP	FLU46B2ANTNNGN	10,250	106	97	100-277 VAC	5000K (cool white)	NEMA 6 (115°)
FLW255NC2NP	FLU45B2ANTNNGN	10,000	106	94	100-277 VAC	5000K (cool white)	NEMA 5 (93°)
FLW244NC2NP	FLU44B2ANTNNGN	9,500	106	90	100-277 VAC	5000K (cool white)	NEMA 4 (52°)
FLW222NC2NP	FLU42B2ANTNNGN	9,750	106	92	100-277 VAC	5000K (cool white)	NEMA 2 (23°)
347/480 VAC Models - Glass Lens Only							
FLW466NC5NG	FLU76B5BNTNNGN	15,000	135	111	347/480 VAC	5000K (cool white)	NEMA 6 (115°)
FLW476NC5NG	FLU77B5BNTNNGN	14,750	135	109	347/480 VAC	5000K (cool white)	NEMA 7x6 (140° x 115°)
FLW467NC5NG	FLU78B5BNTNNGN	14,750	135	109	347/480 VAC	5000K (cool white)	NEMA 6x7 (115° x 140°)
FLW455NC5NG	FLU75B5BNTNNGN	14,500	140	104	347/480 VAC	5000K (cool white)	NEMA 5 (93°)
FLW444NC5NG	FLU74B5BNTNNGN	14,500	140	104	347/480 VAC	5000K (cool white)	NEMA 4 (52°)
FLW422NC5NG	FLU72B5BNTNNGN	13,500	140	96	347/480 VAC	5000K (cool white)	NEMA 2 (23°)
FLW276NC5NG	FLU77B5ANTNNGN	11,750	112	105	347/480 VAC	5000K (cool white)	NEMA 7x6 (140° x 115°)
FLW267NC5NG	FLU78B5ANTNNGN	11,750	112	105	347/480 VAC	5000K (cool white)	NEMA 6x7 (115° x 140°)
FLW266NC5NG	FLU76B5ANTNNGN	11,250	112	100	347/480 VAC	5000K (cool white)	NEMA 6 (115°)
FLW255NC5NG	FLU75B5ANTNNGN	10,000	112	89	347/480 VAC	5000K (cool white)	NEMA 5 (93°)
FLW244NC5NG	FLU74B5ANTNNGN	10,000	112	89	347/480 VAC	5000K (cool white)	NEMA 4 (52°)
FLW222NC5NG	FLU72B5ANTNNGN	10,000	112	89	347/480 VAC	5000K (cool white)	NEMA 2 (23°)

All values typical unless otherwise stated (tolerance +/- 10%).

Part numbers listed in the table above are powder coated gray. For trunnion mount models with bronze powder coat, replace the 10th character with **Z**.

Ex: FLW244NC2**NG** becomes FLW244NC2**ZG**.

Part numbers listed in the table above are provided in Cool White. For Neutral White, replace the 8th character with **N**. Ex: FLW266NC2NG becomes FLW266**NN**2NG.

DISCLAIMER. All product information provided is, to the best of Dialight's knowledge, accurate as of the date of publication. When ordering, refer to www.dialight.com for current versions of: (a) relevant product documentation (including the relevant product data sheets); (b) Dialight terms and conditions of sale; and, (c) the relevant product warranty. To the extent that any contract is deemed formed between Dialight and the purchaser of Dialight products and/or an end-user, versions of documents available at www.dialight.com as at the date of sale shall be the versions incorporated therein. In the event of any discrepancy between this document or information provided at www.dialight.com, the latter shall prevail.

DuroSite® LED Floodlight - UL / CSA

Ordering Information - Slipfitter Model

Legacy Part Number	New Part Number	Fixture Lumens	Wattage	lm/W	Voltage	CCT	Beam Distribution
100-277 VAC Models - Glass Lens							
FLW466SC4NG	FLU76B2BNSNNGN	15,000	135	111	100-277 VAC	5000K (cool white)	NEMA 6 (115°)
FLW476SC4NG	FLU77B2BNSNNGN	14,750	135	109	100-277 VAC	5000K (cool white)	NEMA 7x6 (140° x 115°)
FLW467SC4NG	FLU78B2BNSNNGN	14,750	135	109	100-277 VAC	5000K (cool white)	NEMA 6x7 (115° x 140°)
FLW455SC4NG	FLU75B2BNSNNGN	14,500	140	104	100-277 VAC	5000K (cool white)	NEMA 5 (93°)
FLW444SC4NG	FLU74B2BNSNNGN	14,500	140	104	100-277 VAC	5000K (cool white)	NEMA 4 (52°)
FLW422SC4NG	FLU72B2BNSNNGN	13,500	140	96	100-277 VAC	5000K (cool white)	NEMA 2 (23°)
FLW276SC2NG	FLU77B2ANSNNGN	11,500	106	108	100-277 VAC	5000K (cool white)	NEMA 7x6 (140° x 115°)
FLW267SC2NG	FLU78B2ANSNNGN	11,500	106	108	100-277 VAC	5000K (cool white)	NEMA 6x7 (115° x 140°)
FLW266SC2NG	FLU76B2ANSNNGN	11,250	106	106	100-277 VAC	5000K (cool white)	NEMA 6 (115°)
FLW255SC2NG	FLU75B2ANSNNGN	11,000	106	104	100-277 VAC	5000K (cool white)	NEMA 5 (93°)
FLW244SC2NG	FLU74B2ANSNNGN	10,500	106	99	100-277 VAC	5000K (cool white)	NEMA 4 (52°)
FLW222SC2NG	FLU72B2ANSNNGN	10,750	106	101	100-277 VAC	5000K (cool white)	NEMA 2 (23°)
100-277 VAC Models - Polycarbonate Lens							
FLW466SC4NP	FLU46B2BNSNNGN	14,000	135	104	100-277 VAC	5000K (cool white)	NEMA 6 (115°)
FLW476SC4NP	FLU47B2BNSNNGN	13,750	135	102	100-277 VAC	5000K (cool white)	NEMA 7x6 (140° x 115°)
FLW467SC4NP	FLU48B2BNSNNGN	13,750	135	102	100-277 VAC	5000K (cool white)	NEMA 6x7 (115° x 140°)
FLW455SC4NP	FLU45B2BNSNNGN	13,500	140	96	100-277 VAC	5000K (cool white)	NEMA 5 (93°)
FLW444SC4NP	FLU44B2BNSNNGN	13,500	140	96	100-277 VAC	5000K (cool white)	NEMA 4 (52°)
FLW422SC4NP	FLU42B2BNSNNGN	12,500	140	89	100-277 VAC	5000K (cool white)	NEMA 2 (23°)
FLW276SC2NP	FLU47B2ANSNNGN	10,500	106	99	100-277 VAC	5000K (cool white)	NEMA 7x6 (140° x 115°)
FLW267SC2NP	FLU48B2ANSNNGN	10,500	106	99	100-277 VAC	5000K (cool white)	NEMA 6x7 (115° x 140°)
FLW266SC2NP	FLU46B2ANSNNGN	10,250	106	97	100-277 VAC	5000K (cool white)	NEMA 6 (115°)
FLW255SC2NP	FLU45B2ANSNNGN	10,000	106	94	100-277 VAC	5000K (cool white)	NEMA 5 (93°)
FLW244SC2NP	FLU44B2ANSNNGN	9,500	106	90	100-277 VAC	5000K (cool white)	NEMA 4 (52°)
FLW222SC2NP	FLU42B2ANSNNGN	9,750	106	92	100-277 VAC	5000K (cool white)	NEMA 2 (23°)
347/480 VAC Models - Glass Lens Only							
FLW466SC5NG	FLU76B5BNSNNGN	15,000	135	111	347/480 VAC	5000K (cool white)	NEMA 6 (115°)
FLW476SC5NG	FLU77B5BNSNNGN	14,750	135	109	347/480 VAC	5000K (cool white)	NEMA 7x6 (140° x 115°)
FLW467SC5NG	FLU78B5BNSNNGN	14,750	135	109	347/480 VAC	5000K (cool white)	NEMA 6x7 (115° x 140°)
FLW455SC5NG	FLU75B5BNSNNGN	14,500	140	104	347/480 VAC	5000K (cool white)	NEMA 5 (93°)
FLW444SC5NG	FLU74B5BNSNNGN	14,500	140	104	347/480 VAC	5000K (cool white)	NEMA 4 (52°)
FLW422SC5NG	FLU72B5BNSNNGN	13,500	140	96	347/480 VAC	5000K (cool white)	NEMA 2 (23°)
FLW276SC5NG	FLU77B5ANSNNGN	11,750	112	105	347/480 VAC	5000K (cool white)	NEMA 7x6 (140° x 115°)
FLW267SC5NG	FLU78B5ANSNNGN	11,750	112	105	347/480 VAC	5000K (cool white)	NEMA 6x7 (115° x 140°)
FLW266SC5NG	FLU76B5ANSNNGN	11,250	112	100	347/480 VAC	5000K (cool white)	NEMA 6 (115°)
FLW255SC5NG	FLU75B5ANSNNGN	10,000	112	89	347/480 VAC	5000K (cool white)	NEMA 5 (93°)
FLW244SC5NG	FLU74B5ANSNNGN	10,000	112	89	347/480 VAC	5000K (cool white)	NEMA 4 (52°)
FLW222SC5NG	FLU72B5ANSNNGN	10,000	112	89	347/480 VAC	5000K (cool white)	NEMA 2 (23°)

All values typical unless otherwise stated (tolerance +/- 10%).

Part numbers listed in the table above are provided in Cool White. For Neutral White, replace the 8th character with **N**.

DISCLAIMER. All product information provided is, to the best of Dialight's knowledge, accurate as of the date of publication. When ordering, refer to www.dialight.com for current versions of: (a) relevant product documentation (including the relevant product data sheets); (b) Dialight terms and conditions of sale; and, (c) the relevant product warranty. To the extent that any contract is deemed formed between Dialight and the purchaser of Dialight products and/or an end-user, versions of documents available at www.dialight.com as at the date of sale shall be the versions incorporated therein. In the event of any discrepancy between this document or information provided at www.dialight.com, the latter shall prevail.

North American HQ

1501 Route 34 South
Farmingdale, NJ 07727
Tel: 732-919-3119
Fax: 732-751-5778
info@dialight.com

EMEA Technical Centre

Ejby Industrivej 91 B
2600 Glostrup
Tel: +45 8877 4545 (Denmark)
Tel: +44 1638 666541 (UK)
Tel: +49 89 12089 5713 (Germany)
Tel: +33 3 23 22 62 58 (France)
sales-europe@dialight.com

Houston

16830 Barker Springs Rd
Ste 407
Houston, TX 77084
Tel: 732-919-3119
Faz: 281-492-1531
info@dialight.com

Middle East

Level 42
Emirates Towers (Office Tower)
Sheikh Zayed Road
Dubai, United Arab Emirates
Fax: +971 (0) 4319 7686
Tel: +971 (0) 4319 7686

Australia

108 Howe Street
Osborne Park, WA 6017
Tel: +61 (0) 8 9244 7600
Fax: +61 (0) 8 9244 7601
info@dialight.com.au

Southeast Asia

33 Ubi Avenue 3
#07-72 Vertex (Tower A)
Singapore 408868
Tel: +65 6578 7157
Fax: +65 6578 7150
enquiry@dialight.com.sg

Brazil

Alameda Mercurio,
225 – American Park Empresarial NR
Indaiatuba – SP – 13347– 662
Tel: +55 (19) 3113-4300
Fax: +55 (19) 3113-4300
brasil@dialight.com

WARNING / DISCLAIMERS:

Installation & secondary retention. The use of this product without proper installation (including secondary retention / netting) and periodic inspections, could cause severe injury or death. Dialight recommends that all installations should use secondary retention / netting (appropriate to the installation environment) as applicable. Dialight products are intended for ultimate purchase, installation and operation by knowledgeable persons trained in the functional assessment, installation, use and maintenance of such products and all customers (including but not limited to end customers) are responsible for assessing the suitability of Dialight products for any given installation requirement. It is the exclusive responsibility of the contractor, installer and/or end-user to: (a) determine the suitability of the product for its intended application; and, (b) ensure that the product is safely installed (with secondary retention / netting as appropriate) and in compliance with all applicable laws and regulations.

Product specifications & warranties. All product information provided is, to the best of Dialight's knowledge, accurate as of the date of publication. All values and performance data herein are design or typical values when measured under laboratory conditions. The information herein is subject to change without notice. The products / software detailed herein are subject to applicable warranties and terms and conditions of use/purchase. Unless agreed otherwise in writing by an authorized representative of Dialight, Dialight does not represent that its products are fit for any particular purpose and accepts no liability for the installation and/or unauthorised use of its products. When ordering, refer to www.dialight.com for current versions of: (a) relevant product documentation (including relevant product data sheets); (b) Dialight terms and conditions of sale; and, (c) the relevant product warranties. To the extent that any contract is deemed formed between Dialight and the purchaser of Dialight products and/or an end-user, versions of documents available at www.dialight.com as at the date of sale shall be the versions incorporated therein. In the event of any discrepancy between this document and information provided at www.dialight.com, the latter shall prevail.

Exclusion of liability. To the extent permissible under the relevant law, Dialight disclaims all liability for personal injury and/or other damage resulting from any dislodgment or other dislocation of its products. Whilst Dialight has used its reasonable endeavours to ensure the completeness and accuracy of information herein, Dialight does not assume any liability for damages resulting from use of this information or for any third-party representations made in relation to Dialight products.