

WALL FAN HEATER

ALUMINUM - AWFA SERIES



WHEN DURABILITY AND PERFORMANCE MEET DESIGN

In need of a solid, stylish heater to warm your clients in the lobby or entrance of your business? The ALUX™ series wall fan heater (AWFA) with its remarkable rush of warm air is the solution. It has an aluminum extrusion grille that is striking, modern and unbelievably resistant. Imagine no more dents or rust! The AWFA can be installed recessed or surface mounted on the wall and is available in a large array of wattages to meet all your needs.



NEW
PRODUCT

3
YEAR
WARRANTY

**EXTRUDED ALUMINUM PROFILE WITH A UNIQUE
AND LUXURIOUS DESIGN**

EXTREMELY SOLID, IMPACT AND RUST RESISTANT

**WIDE RANGE OF MODELS AND HEATING CAPACITIES
INCLUDING A SINGLE UNIT OF 4800 W**

SIGNATURE NICHROME ELEMENT
OFFERING SUPERIOR PERFORMANCE
AND IMMEDIATE HEAT!

IDEAL FOR:

LOBBY, ENTRANCE, CORRIDOR, FACTORY,
WAREHOUSE, STAIRWELL

COLORS

white, silica white, almond, silver, black, textured charcoal, nickel, champagne, light bronze, dark brown, clear anodized (paint)

FINISH

epoxy-polyester powdercoat

MANUFACTURING

- 22-gauge steel cabinet
- extruded aluminum grille with a thickness equivalent to 13 gauge
- top air intake with bottom air discharge
- quiet helicoidal fan: single unit 1 x 160 CFM - double unit 2 x 160 CFM - triple unit 3 x 160 CFM
- thermal protection with automatic reset
- totally enclosed, permanently lubricated motor

ELEMENT

high quality nichrome element producing instant heat

INSTALLATION

- wall mounted
- recessed or surface mounted with surface adapter (optional)

ACCESSORIES

PRODUCT	DESCRIPTION
WFAT1	built-in single pole thermostat [120 V-347 V]
WFAT2	built-in double pole thermostat [120 V-347 V]
WFASA1*	surface adapter (single unit)
WFASA2*	surface adapter (double unit)
WFASA3*	surface adapter (triple unit)
WFADIS -30*	disconnect switch kit 600 V/30 A, 2 poles
WFADIS -40*	disconnect switch kit 600 V/40 A, 2 poles/3 poles
WFADIS -60*	disconnect switch kit 600 V/60 A, 2 poles/3 poles

* Add W for white, SW for silica white, A for almond, S for silver, BK for black, CHAR for textured charcoal, NIC for nickel, CHA for champagne, LB for light bronze, BR for dark brown or CAP for clear anodized (paint)

* Factory installed

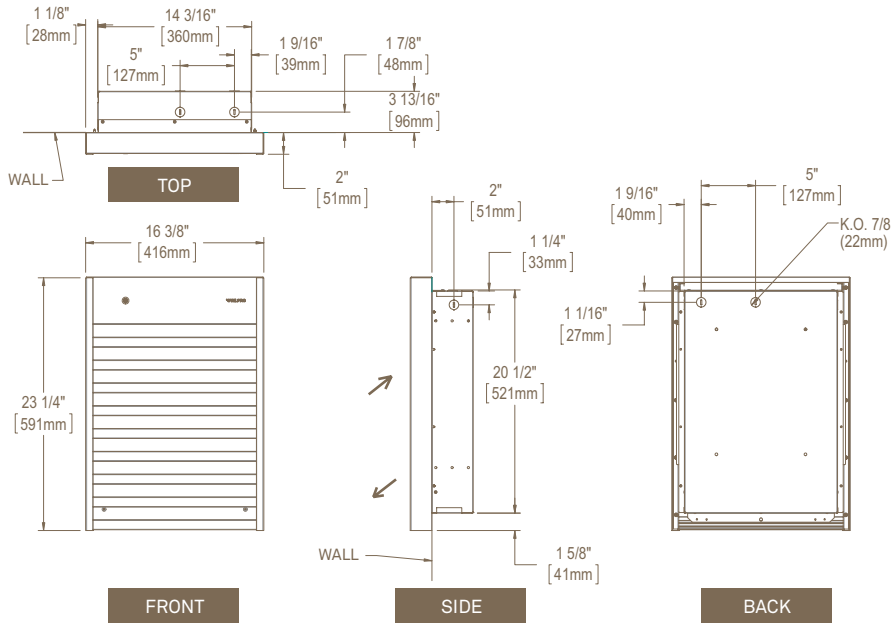
TECHNICAL SPECIFICATIONS

WITHOUT CONTROL	BUILT-IN THERMOSTAT	240 V CONTROL	24 V CONTROL	POWER	VOLTAGE	WEIGHT		MODEL
CODE	CODE	CODE	CODE	WATTS	VOLTS	KG	LB	UNIT
AWFA1508	AWFA1508T	AWFA1508C	AWFA1508C24	1500	208	9.1	20	SINGLE
AWFA1502	AWFA1502T	AWFA1502C	AWFA1502C24	1500/1125	240/208	9.1	20	SINGLE
AWFA1507	AWFA1507T	AWFA1507C	AWFA1507C24	1500	277	12	27	SINGLE
---	AWFA1505T	AWFA1505C	AWFA1505C24	1500	480	12	27	SINGLE
AWFA2008	AWFA2008T	AWFA2008C	AWFA2008C24	2000	208	10.4	23	SINGLE
AWFA2002	AWFA2002T	AWFA2002C	AWFA2002C24	2000/1500	240/208	10.4	23	SINGLE
AWFA2007	AWFA2007T	AWFA2007C	AWFA2007C24	2000	277	12	27	SINGLE
---	AWFA2005T	AWFA2005C	AWFA2005C24	2000	480	12	27	SINGLE
AWFA3008	AWFA3008T	AWFA3008C	AWFA3008C24	3000	208	10.4	23	SINGLE
AWFA3002	AWFA3002T	AWFA3002C	AWFA3002C24	3000/2250	240/208	10.4	23	SINGLE
AWFA3007	AWFA3007T	AWFA3007C	AWFA3007C24	3000	277	12	27	SINGLE
---	AWFA3005T	AWFA3005C	AWFA3005C24	3000	480	12	27	SINGLE
AWFA4008	AWFA4008T	AWFA4008C	AWFA4008C24	4000	208	10.4	23	SINGLE
AWFA4002	AWFA4002T	AWFA4002C	AWFA4002C24	4000/3000	240/208	10.4	23	SINGLE
AWFA4007	AWFA4007T	AWFA4007C	AWFA4007C24	4000	277	12	27	SINGLE
---	AWFA4005T	AWFA4005C	AWFA4005C24	4000	480	12	27	SINGLE
AWFA4808	AWFA4808T	AWFA4808C	AWFA4808C24	4800	208	10.4	23	SINGLE
AWFA4802	AWFA4802T	AWFA4802C	AWFA4802C24	4800/3600	240/208	10.4	23	SINGLE
AWFA4807	AWFA4807T	AWFA4807C	AWFA4807C24	4800	277	12	27	SINGLE
---	AWFA4805T	AWFA4805C	AWFA4805C24	4800	480	12	27	SINGLE
---	AWFA6008CT	AWFA6008C	AWFA6008C24	6000	208	20	44	DOUBLE
---	AWFA6002T	AWFA6002C	AWFA6002C24	6000/4500	240/208	20	44	DOUBLE
---	AWFA6007T	AWFA6007C	AWFA6007C24	6000	277	22	48	DOUBLE
---	AWFA6005T	AWFA6005C	AWFA6005C24	6000	480	22	48	DOUBLE
---	AWFA60083CT*	AWFA60083C*	AWFA60083C24*	6000	208	36	80	TRIPLE
---	AWFA60053CT*	AWFA60053C*	AWFA60053C24*	6000	480	36	80	TRIPLE
---	AWFA8008CT	AWFA8008C	AWFA8008C24	8000	208	20	44	DOUBLE
---	AWFA8002CT	AWFA8002C	AWFA8002C24	8000/6000	240/208	20	44	DOUBLE
---	AWFA8007CT	AWFA8007C	AWFA8007C24	8000	277	22	48	DOUBLE
---	AWFA8005CT	AWFA8005C	AWFA8005C24	8000	480	22	48	DOUBLE
---	AWFA90083CT*	AWFA90083C*	AWFA90083C24*	9000	208	36	80	TRIPLE
---	AWFA90053CT*	AWFA90053C*	AWFA90053C24*	9000	480	36	80	TRIPLE
---	AWFA12008CT	AWFA12008C	AWFA12008C24	12,000	208	36	80	TRIPLE
---	AWFA12002CT	AWFA12002C	AWFA12002C24	12,000/9000	240/208	36	80	TRIPLE
---	AWFA12007CT	AWFA12007C	AWFA12007C24	12,000	277	36	80	TRIPLE
---	AWFA12005CT	AWFA12005C	AWFA12005C24	12,000	480	36	80	TRIPLE
---	AWFA120083CT*	AWFA120083C*	AWFA120083C24*	12,000	208	36	80	TRIPLE
---	AWFA120053CT*	AWFA120053C*	AWFA120053C24*	12,000	480	36	80	TRIPLE

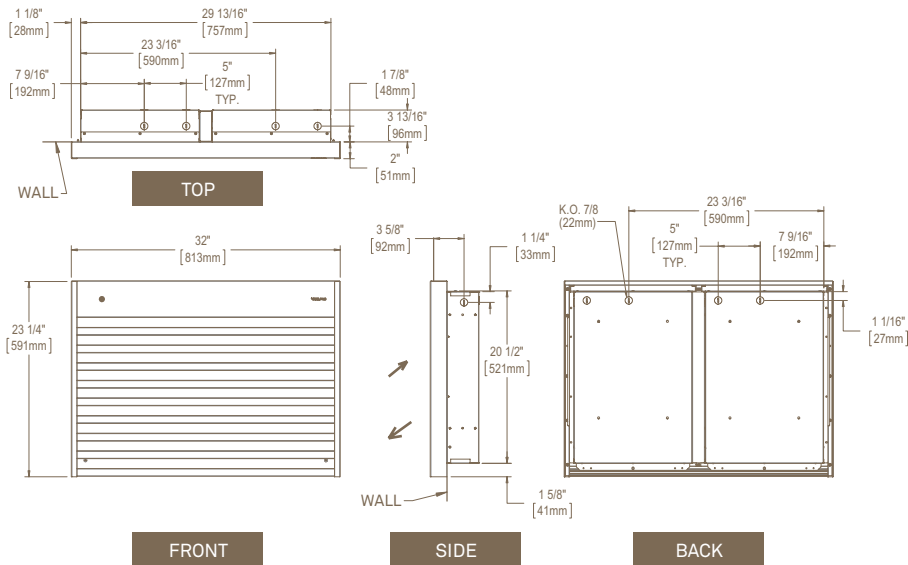
Add W for white, SW for silica white, A for almond, S for silver, BK for black, CHAR for textured charcoal, NIC for nickel, CHA for champagne, LB for light bronze, BR for dark brown or CAP for clear anodized (paint) (see page 8 for optional colors and contact your *STELPRO representative for all other colors)

* Three-phase unit

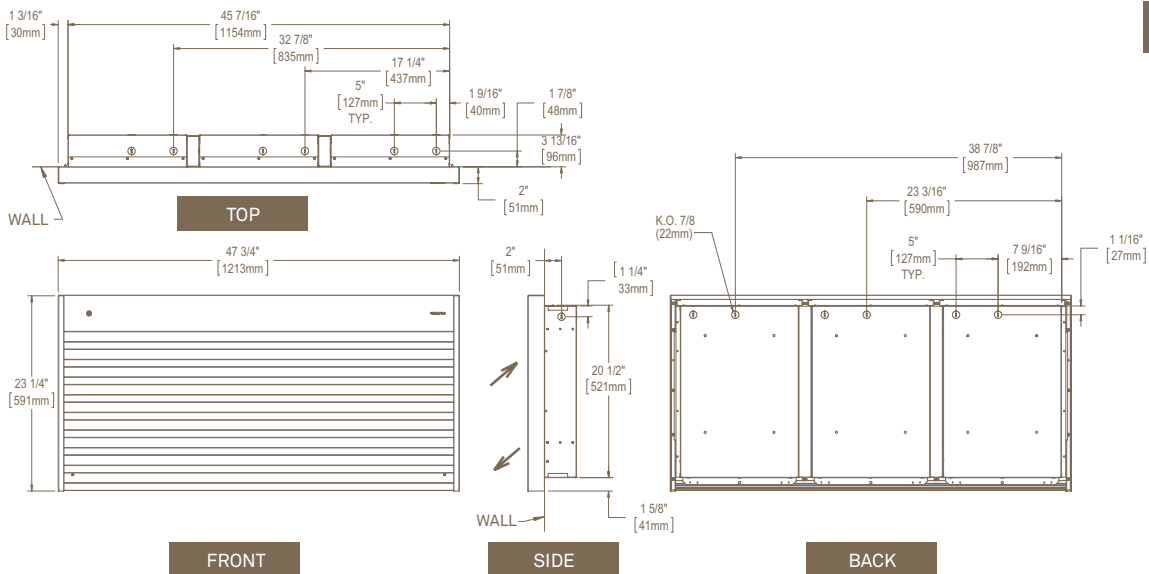
--- not available



SINGLE UNIT



DOUBLE UNIT



TRIPLE UNIT

