



Customer information packet

VFSWDNM3558T-E

2HP, 1760RPM, 3PH, 60HZ, 145TC, 3546M, TENV, F1

Class - None

Division - Not Applicable

Specifications

Enclosure	TENV
Frame	145TC
Frame Material	Stainless Steel
Frequency	60.00 Hz
Haz Area Class and Group	None
Haz Area Division	Not Applicable
Motor Letter Type	Three Phase
Output @ Frequency	2.000 HP @ 60 HZ
Phase	3
Synchronous Speed @ Frequency	1800 RPM @ 60 HZ
Voltage @ Frequency	460.0 V @ 60 HZ 230.0 V @ 60 HZ
Agency Approvals	CSA EEV CURUSEEV NEMA PREMIUM NEMA_PREMIUM WEEE
Ambient Temperature	40 °C
Auxillary Box	No Auxillary Box
Auxillary Box Lead Termination	None
Base Indicator	No Mounting
Bearing Grease Type	Polyrex EM (-20F +300F)
Blower	None
Current @ Voltage	5.600 A @ 208.0 V 5.300 A @ 230.0 V 2.650 A @ 460.0 V
Design Code	B
Drip Cover	No Drip Cover
Duty Rating	CONT
Efficiency @ 100% Load	86.5 %
Electrically Isolated Bearing	Not Electrically Isolated
Feedback Device	NO FEEDBACK

Part detail

Revision	E
Type	AC
Mech. spec.	35E4717
Base	
Status	PRD/A
Elec. spec.	35WGZ811
Layout	35LYE4717
Eff. date	10-01-2024
CD Diagram	CD0005
Poles	04
Leads	9#18
Proprietary	False
Created date	03-11-2022

Front Shaft Indicator	None
Heater Indicator	No Heater
High Voltage Full Load Amps	2.7 a
Insulation Class	H
Inverter Code	Inverter Duty
KVA Code	L
Lifting Lugs	No Lifting Lugs
Locked Bearing Indicator	Locked Bearing
Max Speed	2700 rpm
Motor Finish	UNPAINTED
Motor Lead Quantity/Wire Size	9 @ 18 AWG
Motor Lead Termination	Flying Leads
Motor Standards	NEMA
Motor Type	3546M
Mounting Arrangement	F1
Number of Poles	4
Overall Length	15.09 IN
Power Factor	80
Product Family	WD All SS Encapsulated
Pulley End Bearing Type	Sealed Bearing
Pulley Face Code	C-Face
Pulley Shaft Indicator	Standard
Rodent Screen	None
Service Factor	1.15
Shaft Diameter	0.875 IN
Shaft Ground Indicator	No Shaft Grounding
Shaft Rotation	Reversible
Shaft Slinger Indicator	No Slinger
Speed	1760 rpm
Speed Code	Single Speed
Starting Method	Direct on line
Thermal Device - Bearing	None
Thermal Device - Winding	None
Vibration Sensor Indicator	No Vibration Sensor

Winding Thermal 1

None

Winding Thermal 2

None

AC Induction Motor Performance Data

Record # 87105

Preliminary Data Sheet

Winding: 35WGZ811-R001		Type: 3546M		Enclosure: TENV	
Nameplate Data			460 V, 60 Hz: High Voltage Connection		
Rated Output (HP)	2	Full Load Torque	6 LB-FT		
Volts	230/460	Start Configuration	direct on line		
Full Load Amps	5.3/2.65	Breakdown Torque	27.78 LB-FT		
R.P.M.	1760	Pull-up Torque	16.81 LB-FT		
Hz	60 Phase	3	Locked-rotor Torque	21.79 LB-FT	
NEMA Design Code	B KVA Code	L	Starting Current	25.07 A	
Service Factor (S.F.)	1.15	No-load Current	1.36 A		
NEMA Nom. Eff.	86.5 Power Factor	80	Line-line Res. @ 25°C	7.86 Ω	
Rating - Duty	40C AMB-CONT	Temp. Rise @ Rated Load	100°C		
S.F. Amps	6/3	Temp. Rise @ S.F. Load	122°C		
		Locked-rotor Power Factor	51.7		
		Rotor inertia	0.332 lb-ft ²		

Load Characteristics 460 V, 60 Hz, 2 HP

% of Rated Load	25	50	75	100	125	150	S.F.
Power Factor	39	61	73	80	85	87	83
Efficiency	83.3	88.6	89.2	88.7	87.5	86	88
Speed	1790	1781	1771	1760	1748	1735	1753
Line amperes	1.5	1.78	2.17	2.65	3.18	3.77	2.97

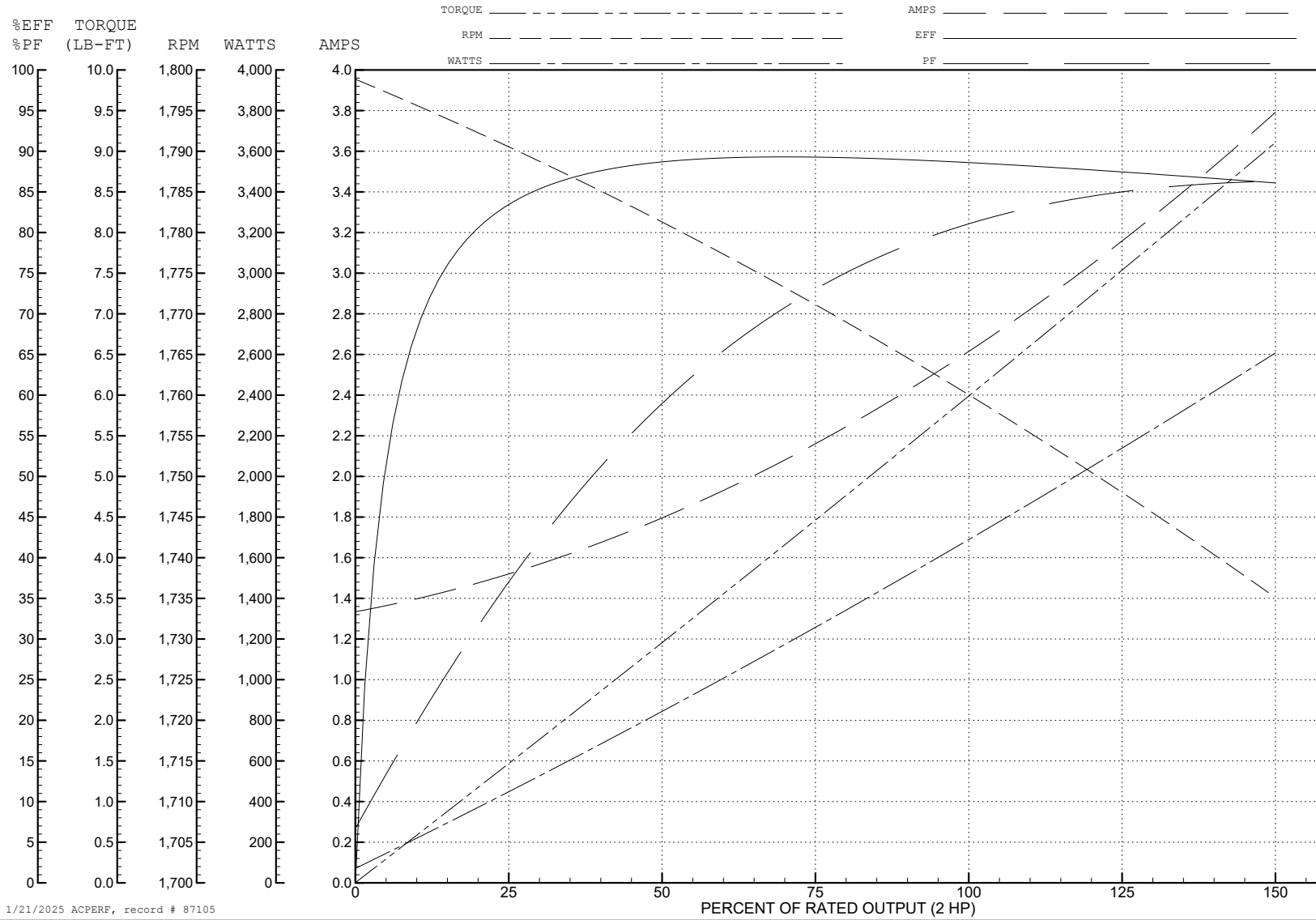
ABB Motors and Mechanical Inc.

WINDING # 35WGZ811

Typical performance - not guaranteed values.

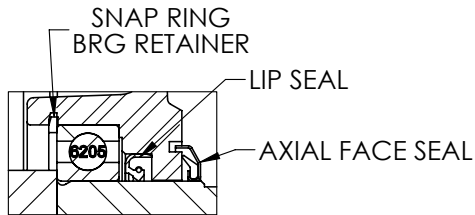
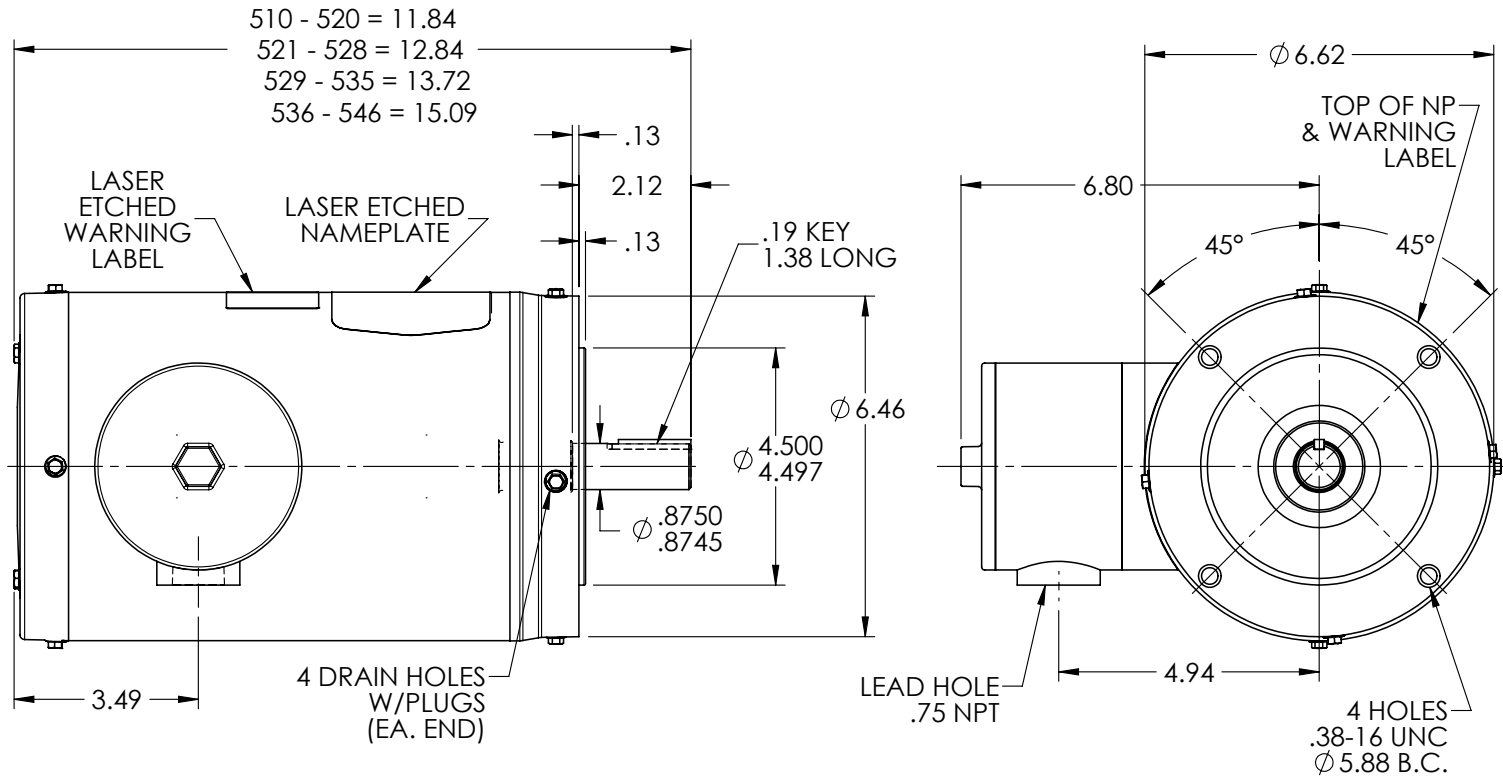
2 HP 3 PH 60 HZ 1760 RPM 460 V 3546M

TORQUES (LB-FT): PO=27.78 PU=16.81 LR=21.79 LRA=25.07



1/21/2025 ACPERF, record # 87105

35LYE4717



PULLEY END DETAIL

CUSTOMER IS RESPONSIBLE FOR DETERMINING THAT BALDOR'S PRODUCT WILL PERFORM SUITABLY IN THE INTENDED APPLICATION

REV. DESC: REMOVE FACE DRAINS & DRAIN FTG; ADD DRAIN PLUG			
REV: C	VERSION: 03	REVISED: 03:47:08 01/26/2023	TDR: 000001202627
MODEL NO. 35LYE4717		REF: -	
BY: ENSTEK0			

BALDOR

STD VER 143/5TC TENV 35M WD11/12

35LYE4717

CD0005



LOW VOLTAGE
(2Y)



LINE

HIGH VOLTAGE
(1Y)



LINE

NOTES:

1. INTERCHANGE ANY TWO LINE LEADS TO REVERSE ROTATION.
2. OPTIONAL THERMOSTATS ARE PROVIDED WHEN SPECIFIED.
3. ACTUAL NUMBER OF INTERNAL PARALLEL CIRCUITS MAY BE A MULTIPLE OF THOSE SHOWN ABOVE.
4. LEAD COLORS ARE OPTIONAL. LEADS MUST ALWAYS BE NUMBERED AS SHOWN.

CD0005

REV. DESC: REVISE TO SHOW OPTIONAL COLORS			
REV. LTR: E	BY: JLP	REVISED: 01/19/99 10:15	TDR: 0171435
S00000		FILE: AAA00005140	MDL: -
		MTL: -	

BALDOR ELECTRIC Co.

3PH, DV, 9 LEADS